THESE PLANS FORM THE BASIS FOR PERMIT ISSUANCE AND ANY DEVIATIONS FROM THESE PLANS AND DETAILS, INCLUDING THE VENTILATION SYSTEM, HEATING SYSTEM, WOODSTOVE, FIREPLACES, DECKS, BALCONIES AND FINISHED BASEMENTS, WILL REQUIRE A REVISED DRAWING AND CLEARANCE BY THE BUILDING DEPARTMENT.

© COPYRIGHT - NAUTA HOME DESIGNS

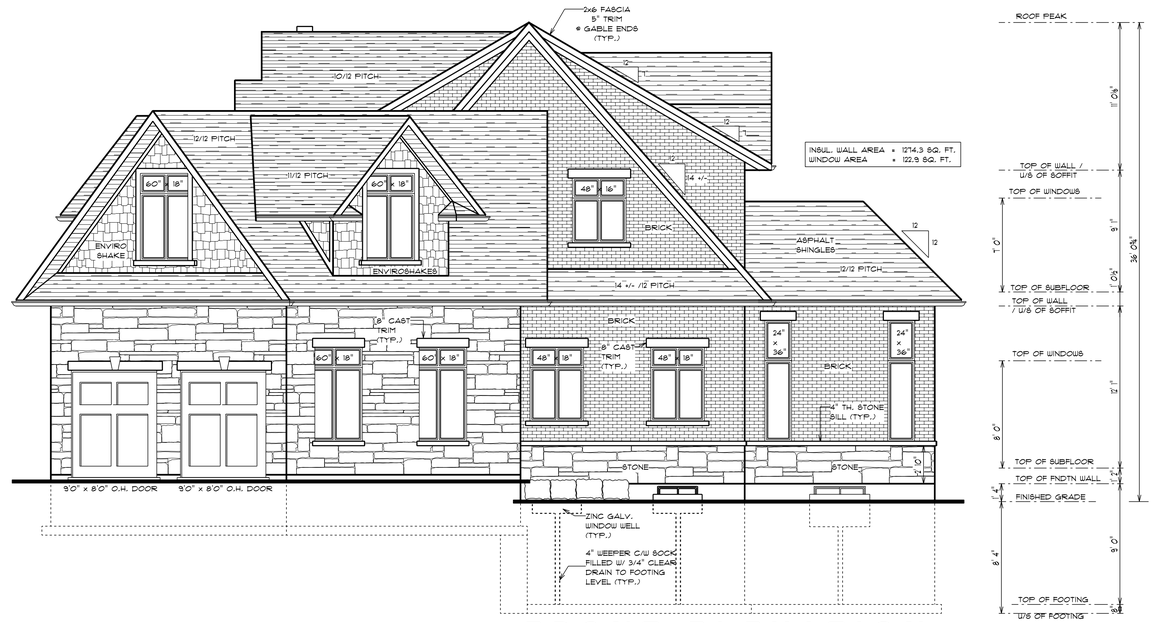

INSUL. WALL AREA = 1274.3 SQ. FT.
WINDOW AREA = 122.9 SQ. FT.

FRONT ELEVATION 3/16" = 1'0"

June 24, 2019 J.N. 11:48 AM

ELEVATION CONSTRUCTION NOTES

1. EAVE PROTECTION AS PER 9.26.5 OBC.
2. FLASHING AT INTERFACE BETWEEN ROOFS WHERE THEY ABUT WALLS AS PER OBC 9.26.4.
3. PROVIDE "ICE AND WATER SHIELD" LAYER OVER ROOF SLOPES OF 3/12 AND LESS, AND ALL VALLEY'S.
4. WINDOW WELLS MAY BE REQUIRED DUE TO FINAL GRADE AND MUST BE DRAINED TO FOOTING LEVEL.
5. PROVIDE WEEPER IN ALL WINDOW WELLS AND FILL IN WITH 3/4" CLEAR STONE.
6. SLOPE GRADE AWAY FROM HOUSE. MINIMUM 6" DROP FOR 6'-0" DISTANCE AWAY FROM HOUSE.
7. CONTRACTOR TO VERIFY ALL EXISTING GRADES AND ALL FINISHED GRADES ON SITE.
8. CONFIRM LOCATION AND DEPTH OF FOUNDATION WALL STEP DOWNS ON SITE.
9. PROVIDE ENGINEERED LINTELS FOR ALL OPENINGS SUPPORTING TRUSSES SPANNING MORE THAN 32' 1".
10. HANDRAIL FOR INTERIOR STAIRS AS PER DIV. B, PART 9, 9.8.7 OF THE O.B.C. STAIRS OVER 3'-1" WIDE TO HAVE 2 HANDRAILS.
11. INTERIOR STAIR HEADROOM TO CONFORM TO DIV. B, PART 9, 9.8.2.2 OF THE O.B.C. MINIMUM HEADROOM TO BE 6'-5" WITHIN DWELLING UNITS AND 6'-9" NOT WITHIN DWELLING UNITS
12. ALL HANDRAILS AND GUARDS TO BE INSTALLED AS PER 9B-1 OF THE O.B.C.
13. ENERGY REQUIREMENTS AS PER 9B-12 OF THE O.B.C

COMPLIANCE PACKAGE "A-1"	
GROSS INSULATED WALL AREA	= 5428.0 SQ. FT.
GROSS WINDOW AREA	= 1164.1 SQ. FT.
% WINDOWS	= 21.4 %

COMPLIANCE PACKAGE "A-1" STORAGE SPACE ABOVE GARAGE AREAS AS LISTED BELOW	
GROSS INSULATED WALL AREA	= 1480.7 SQ. FT.
GROSS WINDOW AREA	= 97.9 SQ. FT.
% WINDOWS	= 6.5 %

INSUL. WALL AREA = 1439.7 SQ. FT.
WINDOW AREA = 309.1 SQ. FT.

LEFT ELEVATION 3/16" = 1'0"

June 24, 2019 J.N. 11:48 AM

GENERAL NOTES

1. ALL WORK PERFORMED AND MATERIAL SUPPLIED SHALL COMPLY TO THE LATEST EDITION OF THE ONTARIO BUILDING CODE.
2. NAUTA HOME DESIGNS IS NOT LIABLE FOR ANY ERRORS OR OMISSIONS FOUND IN THESE BLUEPRINTS.
3. DO NOT SCALE BLUEPRINTS.
4. ALL WINDOW AND DOOR LINTELS SHALL BE 4 GRADE 2-2x10 UNLESS NOTED OTHERWISE ON THESE PLANS.

DESIGN CHANGES

ANY DEVIATION TO THE DESIGN OF THIS BUILDING OR USE OF ALTERNATIVE BUILDING MATERIALS SHALL BE NOTIFIED TO THE DESIGNER OF THESE PLANS AND SHALL NOT BE CARRIED OUT, UNTIL SUCH CAN CHECKED FOR ENGINEERING AND APPROVED.

© COPYRIGHT - NAUTA HOME DESIGNS
IT IS ILLEGAL TO COPY THIS PLAN IN WHOLE OR IN PART WITHOUT THE EXPRESS WRITTEN PERMISSION OF NAUTA HOME DESIGNS.

REVISIONS

The undersigned has reviewed and takes responsibility for this design, and has the qualifications and meets the requirements set out in the Ontario Building Code to be a designer.

QUALIFICATION INFORMATION
Required unless design is exempt under 2.17.5.1. of the building code

Hank Nauta
NAME

SIGNATURE

BCIN

REGISTRATION INFORMATION
Required unless design is exempt under 2.17.4.1. of the building code

Nauta Home Designs
NAME

BCIN

NAUTA HOME DESIGNS
1-866-474-4320
1789 MERRITTVILLE HWY
WELLAND, ON L3B 5N5

PLAN NUMBER:
SH275

2018-314

PROJECT :
TWO STOREY
3214 SQ. FT.

WIDTH:	65' - 10.625"
DEPTH:	87' - 7.375"
BDRMS:	2
BATHS:	2.5

LOCATION:
1250 LAKESHORE ROAD
ST. CATHARINES
ONTARIO

TITLE:
FRONT ELEVATION
LEFT ELEVATION

WWW.NAUTAHOMEDESIGNS.COM 1-866-474-4320
SEARCH OVER 1000 HOUSE PLANS ONLINE,
CUSTOM DESIGNS, ADDITIONS, & RENOVATIONS.

DATE :	PAGE:
MAR. 2019	1 OF 6

THESE PLANS FORM THE BASIS FOR PERMIT ISSUANCE AND ANY DEVIATIONS FROM THESE PLANS AND DETAILS, INCLUDING THE VENTILATION SYSTEM, HEATING SYSTEM, WOODSTOVE, FIREPLACES, DECKS, BALCONIES AND FINISHED BASEMENTS, WILL REQUIRE A REVISED DRAWING AND CLEARANCE BY THE BUILDING DEPARTMENT.

© COPYRIGHT - NAUTA HOME DESIGNS

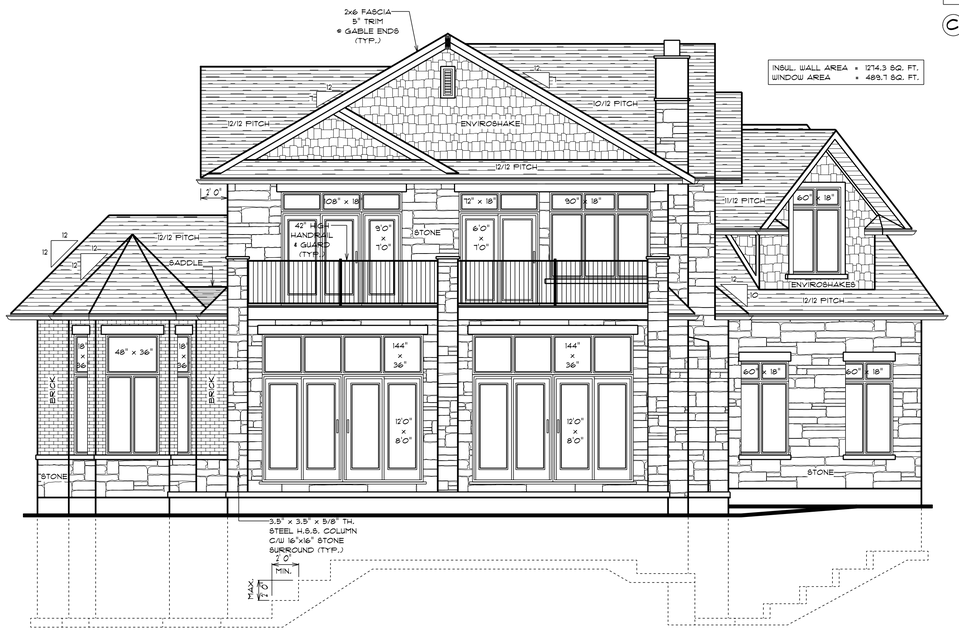

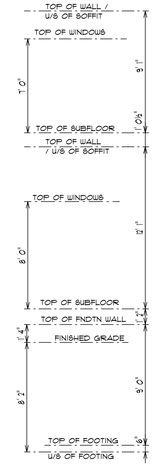

ELEVATION CONSTRUCTION NOTES

1. EAVE PROTECTION AS PER 9.26.5 OBC.
2. FLASHING AT INTERFACE BETWEEN ROOFS WHERE THEY ABUT WALLS AS PER OBC 9.26.4.
3. PROVIDE "ICE AND WATER SHIELD" LAYER OVER ROOF SLOPES OF 3/12 AND LESS, AND ALL VALLEY'S.
4. WINDOW WELLS MAY BE REQUIRED DUE TO FINAL GRADE, AND MUST BE DRAINED TO FOOTING LEVEL.
5. PROVIDE WEEPER IN ALL WINDOW WELLS AND FILL IN WITH 3/4" CLEAR STONE.
6. SLOPE GRADE AWAY FROM HOUSE. MINIMUM 6" DROP FOR 6'-0" DISTANCE AWAY FROM HOUSE.
7. CONTRACTOR TO VERIFY ALL EXISTING GRADES AND ALL FINISHED GRADES ON SITE.
8. CONFIRM LOCATION AND DEPTH OF FOUNDATION WALL STEP DOWNS ON SITE.
9. PROVIDE ENGINEERED LINTELS FOR ALL OPENINGS SUPPORTING TRUSSES SPANNING MORE THAN 32 '.
10. HANDRAIL FOR INTERIOR STAIRS AS PER DIV. B, PART 9, 9.8.7 OF THE O.B.C. STAIRS OVER 3'-7" WIDE TO HAVE 2 HANDRAILS.
11. INTERIOR STAIR HEADROOM TO CONFORM TO DIV. B, PART 9, 9.8.2.2 OF THE O.B.C. MINIMUM HEADROOM TO BE 6'-8" WITHIN DWELLING UNITS AND 6'-9" NOT WITHIN DWELLING UNITS
12. ALL HANDRAILS AND GUARDS TO BE INSTALLED AS PER 9B-7 OF THE O.B.C.
13. ENERGY REQUIREMENTS AS PER 9B-12 OF THE O.B.C

REAR (LAKE) ELEVATION

1/4" = 1'0"

June 24, 2019 J.N. 11:48 AM

RIGHT ELEVATION

1/4" = 1'0"

June 24, 2019 J.N. 11:48 AM

GENERAL NOTES

1. ALL WORK PERFORMED AND MATERIAL SUPPLIED SHALL COMPLY TO THE LATEST EDITION OF THE ONTARIO BUILDING CODE.
2. NAUTA HOME DESIGNS IS NOT LIABLE FOR ANY ERRORS OR OMISSIONS FOUND IN THESE BLUEPRINTS.
3. DO NOT SCALE BLUEPRINTS.
4. ALL WINDOW AND DOOR LINTELS SHALL BE #1 GRADE 2-2x10 UNLESS NOTED OTHERWISE ON THESE PLANS.

DESIGN CHANGES

ANY DEVIATION TO THE DESIGN OF THIS BUILDING OR USE OF ALTERNATIVE BUILDING MATERIALS SHALL BE NOTIFIED TO THE DESIGNER OF THESE PLANS AND SHALL NOT BE CARRIED OUT, UNTIL SUCH CAN CHECKED FOR ENGINEERING AND APPROVED.

© COPYRIGHT - NAUTA HOME DESIGNS
IT IS ILLEGAL TO COPY THIS PLAN IN WHOLE OR IN PART WITHOUT THE EXPRESS WRITTEN PERMISSION OF NAUTA HOME DESIGNS.

REVISIONS

The undersigned has reviewed and takes responsibility for this design, and has the qualifications and meets the requirements set out in the Ontario Building Code to be a designer.

QUALIFICATION INFORMATION
Required unless design is exempt under 2.17.5.1. of the building code

Hank Nauta
NAME

SIGNATURE

BCIN

REGISTRATION INFORMATION
Required unless design is exempt under 2.17.4.1. of the building code

Nauta Home Designs
NAME

BCIN

NAUTA HOME DESIGNS
1-866-474-4320
1789 MERRITTVILLE HWY
WELLAND, ON L3B 5N5

PLAN NUMBER:
SH275

2018-314

PROJECT :
TWO STOREY
3214 SQ. FT.

WIDTH:	65' - 10.625"
DEPTH:	87' - 7.375"
BDRMS:	2
BATHS:	2.5

LOCATION:
1250 LAKESHORE ROAD
ST. CATHARINES
ONTARIO

TITLE:
REAR ELEVATION
RIGHT ELEVATION

WWW.NAUTAHOMEDESIGNS.COM 1-866-474-4320
SEARCH OVER 1000 HOUSE PLANS ONLINE,
CUSTOM DESIGNS, ADDITIONS, & RENOVATIONS.

DATE :	PAGE:
MAR. 2019	2 OF 6

THESE PLANS FORM THE BASIS FOR PERMIT ISSUANCE AND ANY DEVIATIONS FROM THESE PLANS AND DETAILS, INCLUDING THE VENTILATION SYSTEM, HEATING SYSTEM, WOODSTOVE, FIREPLACES, DECKS, BALCONIES AND FINISHED BASEMENTS, WILL REQUIRE A REVISED DRAWING AND CLEARANCE BY THE BUILDING DEPARTMENT.

© COPYRIGHT - NAUTA HOME DESIGNS

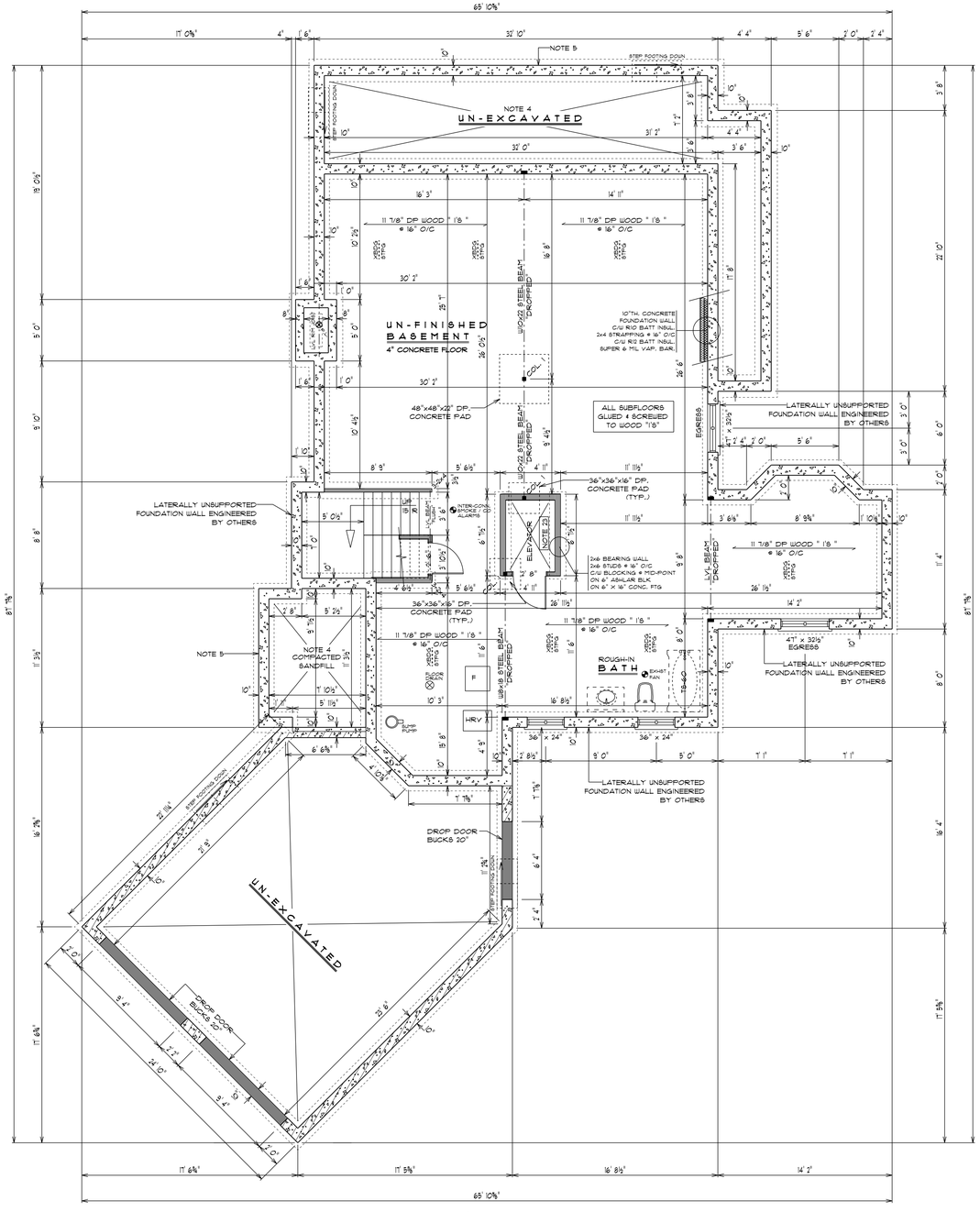

FOUNDATION PLAN

3/16" = 1'0"

June 24, 2019 J.N. 11:48 AM

FOUNDATION PLAN CONSTRUCTION NOTES

1. ALL STEEL BEAMS WITH POINT LOADS TO BE SIZED BY PROFESSIONAL ENGINEER.
2. SEE SUPPLIER ENGINEERING DATA FOR ALL PRE-ENGINEERED WOOD, HEADERS, BEAMS, COLUMNS, AND WOOD I'S.
3. ALL EXTERIOR CONCRETE "FLATWORK" TO BE MINIMUM 32 Mpa WITH 5% - 8% AIR ENTRAINMENT.
4. SLAB ON GRADE TO BE 5" THICK MIN. 32 Mpa (4650 PSI). MAX. 4" SLUMP 5% - 8% AIR ENTRAINMENT 6"X6"X6/6 W.W.M. 6" MIN. 3/4" THICK CLEAR STONE COMPACTED BASE 1" SAWCUTS @ 8'-0" O/C EA. WAY WITHIN 24 HOURS OF POUR
5. 10M BENT DOWELS @ 23 5/8" O/C AT PERIMETER OF SLAB

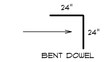

6. CONCRETE STRENGTHS
   - FOOTINGS = 20 MPa
   - FOUNDATION WALLS = 20 MPa
   - CONC. FLOOR = 25 MPa
   - GARAGE FLOOR = 32 MPa
   NO WATER ADDED ON SITE
7. SUMP PUMP C/W CHILD PROOF LID (9.14.5.2.(2)). INSTALLED & OPERATIONAL PRIOR TO OCCUPANCY.
8. ALL SMOKE ALARMS ARE TO BE INTER-CONNECTED. ALL SMOKE ALARMS TO HAVE A VISUAL SIGNAL DEVICE IN ADDITION TO AN AUDIBLE SIGNAL DEVICE
9. SMOKE ALARMS SHALL BE WIRED SO THAT WHEN THE ALARM SOUNDS, ALL ALARMS SOUND.
10. CARBON MONOXIDE DETECTORS REQUIRED FOR FUEL APPLIANCES (OBC 9.33.4.2), AS WELL AS ADJACENT TO EACH SLEEPING AREA.
11. CONFIRM WITH BUILDER THE NUMBER OF, LOCATION, AND SIZE OF ALL BASEMENT WINDOWS.
12. ALL BASEMENT WINDOWS ARE TO BE VINYL, AND "POURED IN PLACE".
13. WINDOW WELLS MAY BE REQUIRED DUE TO FINAL GRADE. CONFIRM WITH BUILDER.
14. BASEMENT BEAM POCKET BEARING TO BE MINIMUM 3 1/2" AS PER 9.23.8.1 OBC
15. HANDRAIL FOR INTERIOR STAIRS AS PER DIV. B, PART 9, 9.8.7 OF THE O.B.C. STAIRS OVER 3'-1" WIDE TO HAVE 2 HANDRAILS.
16. INTERIOR STAIR HEADROOM TO CONFORM TO DIV. B, PART 9, 9.8.2.2 OF THE O.B.C. MINIMUM HEADROOM TO BE 6'-5" WITHIN DWELLING UNITS AND 6'-3" NOT WITHIN DWELLING UNITS
17. ALL HANDRAILS AND GUARDS TO BE INSTALLED AS PER 9B-1 OF THE O.B.C.
18. PROVIDE ENGINEERING DATA ON ALL MANUFACTURED COLUMNS AND TELEPOSTS.
19. ALL TELEPOSTS TO BEAR LABEL FOR RATED CAPACITY.
20. PROVIDE ENGINEERED LINTELS FOR ALL OPENINGS SUPPORTING TRUSSES SPANNING MORE THAN 32' 1".
21. ANY PORTION OF CONCRETE WALL THAT IS LATERALLY UNSUPPORTED FOR 48" OR MORE IN LENGTH, MUST BE ENGINEERED
22. ENERGY REQUIREMENTS AS PER 9B-12 OF THE O.B.C.
23. ELEVATOR PIT DEPTH MINIMUM 8" DEEP VERIFY MANUFACTURERS SPECS

COLUMN CHART	
COL. 1	3.5"x3.5"x.375" TH. ONE PIECE STEEL H.S.S. COLUMN

WALL LEGEND

- 10"TH. CONCRETE FOUNDATION WALL
- 10"TH. CONCRETE FOUNDATION WALL FOR GARAGE POURED 8" HIGHER
- 8"TH. CONCRETE FOUNDATION WALL
- 10"TH. CONCRETE FOUNDATION WALL C/U 2"TH BLANKET INSUL. 2x4 STRAPPING @ 16" O/C C/U R12 BATT INSUL. SUPER 6 MIL VAP. BAR.
- 2x4 PARTITION WALL
- 2x4 BEARING WALL
- 2x6 BEARING WALL

GENERAL NOTES

1. ALL WORK PERFORMED AND MATERIAL SUPPLIED SHALL COMPLY TO THE LATEST EDITION OF THE ONTARIO BUILDING CODE.
2. NAUTA HOME DESIGNS IS NOT LIABLE FOR ANY ERRORS OR OMISSIONS FOUND IN THESE BLUEPRINTS.
3. DO NOT SCALE BLUEPRINTS.
4. ALL WINDOW AND DOOR LINTELS SHALL BE #1 GRADE 2-2x10 UNLESS NOTED OTHERWISE ON THESE PLANS.

DESIGN CHANGES

ANY DEVIATION TO THE DESIGN OF THIS BUILDING OR USE OF ALTERNATIVE BUILDING MATERIALS SHALL BE NOTIFIED TO THE DESIGNER OF THESE PLANS AND SHALL NOT BE CARRIED OUT, UNTIL SUCH CAN CHECKED FOR ENGINEERING AND APPROVED.

© COPYRIGHT - NAUTA HOME DESIGNS
IT IS ILLEGAL TO COPY THIS PLAN IN WHOLE OR IN PART WITHOUT THE EXPRESS WRITTEN PERMISSION OF NAUTA HOME DESIGNS.

REVISIONS

The undersigned has reviewed and takes responsibility for this design, and has the qualifications and meets the requirements set out in the Ontario Building Code to be a designer.

QUALIFICATION INFORMATION
Required unless design is exempt under 2.17.5.1. of the building code

Hank Nauta
NAME

SIGNATURE

BCIN

REGISTRATION INFORMATION
Required unless design is exempt under 2.17.4.1. of the building code

Nauta Home Designs
NAME

BCIN

NAUTA HOME DESIGNS
1-866-474-4320
1789 MERRITTVILLE HWY
WELLAND, ON L3B 5N5

PLAN NUMBER:
SH275

2018-314

PROJECT :
TWO STOREY
3214 SQ. FT.

WIDTH:	65' - 10.625"
DEPTH:	87' - 7.375"
BDRMS:	2
BATHS:	2.5

LOCATION:
1250 LAKESHORE ROAD
ST. CATHARINES
ONTARIO

TITLE:
FOUNDATION PLAN

WWW.NAUTAHOMEDESIGNS.COM 1-866-474-4320
SEARCH OVER 1000 HOUSE PLANS ONLINE,
CUSTOM DESIGNS, ADDITIONS, & RENOVATIONS.

DATE :	PAGE:
MAR. 2019	3 OF 6

THESE PLANS FORM THE BASIS FOR PERMIT ISSUANCE AND ANY DEVIATIONS FROM THESE PLANS AND DETAILS, INCLUDING THE VENTILATION SYSTEM, HEATING SYSTEM, WOODSTOVE, FIREPLACES, DECKS, BALCONIES AND FINISHED BASEMENTS, WILL REQUIRE A REVISED DRAWING AND CLEARANCE BY THE BUILDING DEPARTMENT.

© COPYRIGHT - NAUTA HOME DESIGNS

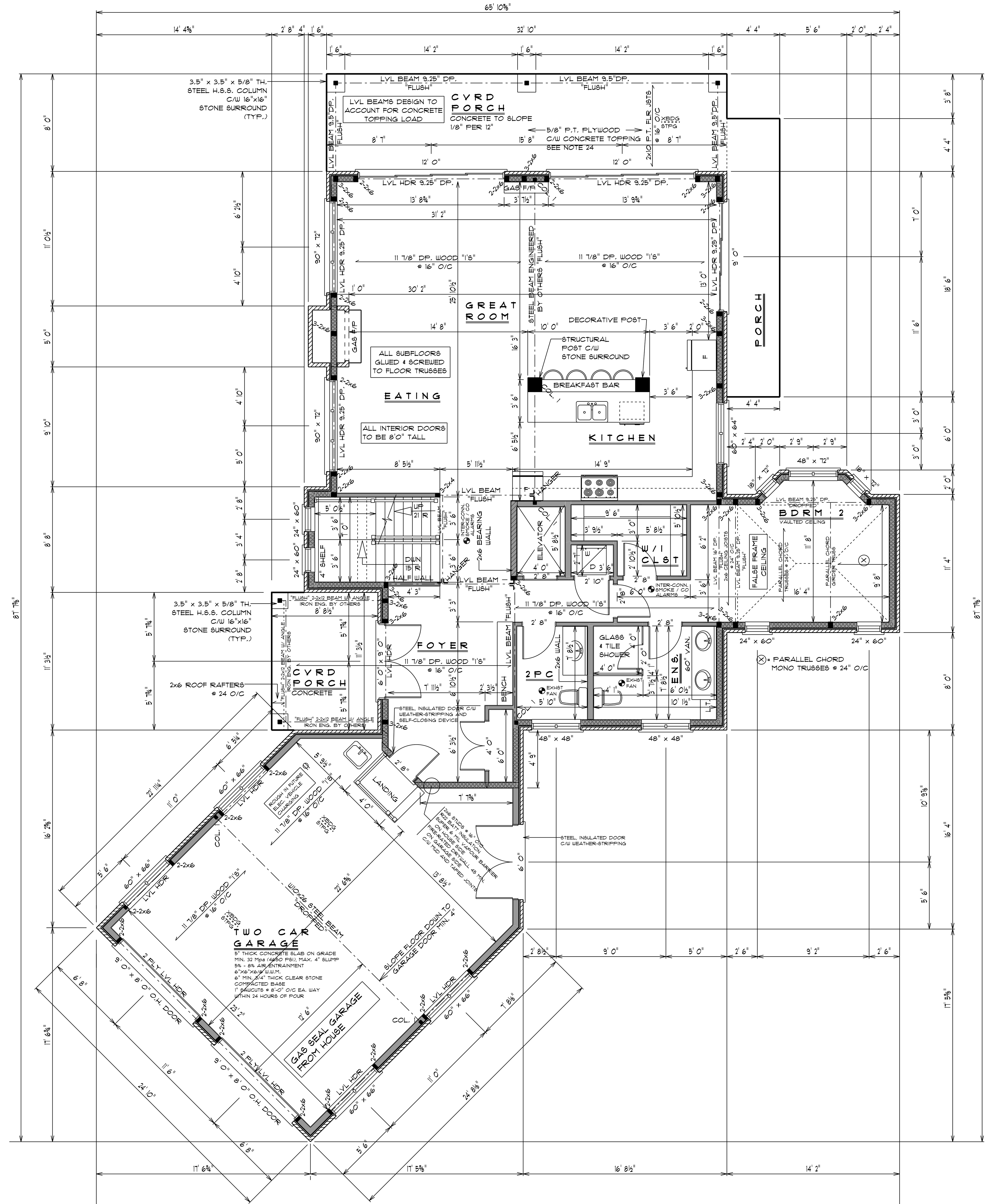

1ST FLOOR PLAN

3/16" = 1'0"

GROSS FLOOR AREA = 1683 SQ. FT.

June 24, 2019 J.N. 11:48 AM

FLOOR PLAN CONSTRUCTION NOTES

1. ALL STEEL BEAMS WITH POINT LOADS TO BE SIZED BY PROFESSIONAL ENGINEER.
2. SEE SUPPLIER ENGINEERING DATA FOR ALL PRE-ENGINEERED WOOD, HEADERS, BEAMS, COLUMNS, WOOD I'S, AND TRUSSES.
3. ALL WINDOW AND DOOR LINTELS SHALL BE #2 GRADE 2-2x10 UNLESS NOTED OTHERWISE ON THESE PLANS.
4. ALL EXTERIOR CONCRETE "FLATWORK" TO BE MIN. 32 Mpa WITH 5% - 8% AIR ENTRAINMENT.
5. PLUMBING NOTE:
   - PRESSURE BALANCED OR THERMOSTATICALLY CONTROLLED MIXING VALVES FOR SHOWER UNITS.
   - PRESSURE BALANCED OR THERMOSTATICALLY CONTROLLED MIXING VALVES FOR ALL FAUCETS OR WATER HEATER SOURCE.
6. GARAGE EXTERIOR DOOR TO BE STEEL, INSULATED DOOR C/W WEATHER-STRIPPING.
7. ENTRANCE DOOR FROM GARAGE TO BE STEEL, INSULATED DOOR C/W WEATHER-STRIPPING AND SELF-CLOSING DEVICE.
8. GARAGE/HOUSE SEPARATION WALL
   2X6 STUDS @ 16" O/C
   R22 BATT INSULATION
   SUPER 6 MIL VAPOUR BARRIER
   ON HOUSE SIDE
   FIRE-RATED DRYWALL 45 MIN.
   ON GARAGE SIDE
   C/W MUD AND TAPED JOINTS
9. GARAGE FLOOR TO BE 5" THICK
   CONCRETE SLAB ON GRADE
   MIN. 32 Mpa (4650 PSI), MAX. 4" SLUMP
   5% - 8% AIR ENTRAINMENT
   6"X6"X6/6 W.W.M.
   6" MIN. 3/4" THICK CLEAR STONE
   COMPACTED BASE
   1" SAWCUTS @ 8'-0" O/C EA. WAY
   WITHIN 24 HOURS OF POUR
10. GAS SEAL GARAGE FROM HOUSE. ALL DRYWALL JOINTS TO BE MUDDED & TAPED.
11. ALL SMOKE ALARMS ARE TO BE INTER-CONNECTED.
12. SMOKE ALARMS SHALL BE WIRED SO THAT WHEN THE ALARM SOUNDS, ALL ALARMS SOUND.
13. CARBON MONOXIDE DETECTORS REQUIRED FOR FUEL APPLIANCES (OBC 9.33.4.2), AS WELL AS ADJACENT TO EACH SLEEPING AREA.
14. HANDRAIL FOR INTERIOR STAIRS AS PER DIV. B, PART 9, 9.8.7 OF THE O.B.C. STAIRS OVER 3'-7" WIDE TO HAVE 2 HANDRAILS.
15. INTERIOR STAIR HEADROOM TO CONFORM TO DIV. B, PART 9, 9.8.2.2 OF THE O.B.C. MINIMUM HEADROOM TO BE 6'-5" WITHIN DWELLING UNITS AND 6'-9" NOT WITHIN DWELLING UNITS
16. ALL HANDRAILS AND GUARDS TO BE INSTALLED AS PER SB-7 OF THE O.B.C.
17. PROVIDE ENGINEERING DATA ON ALL MANUFACTURED COLUMNS AND TELEPOSTS.
18. ALL TELEPOSTS TO BEAR LABEL FOR RATED CAPACITY.
19. PROVIDE ENGINEERED LINTELS FOR ALL OPENINGS SUPPORTING TRUSSES SPANNING MORE THAN 32' 1".
20. ALL SWITCHES AND OUTLETS TO BE INSTALLED AS PER PART 9.34.2. OF THE O.B.C.
21. ALL LVL BEAMS & HEADERS TO BE PRE ENGINEERED BY LVL SUPPLIER
22. ANY PORTION OF CONCRETE WALL THAT IS LATERALLY UNSUPPORTED FOR 48" OR MORE IN LENGTH, MUST BE ENGINEERED
23. ENERGY REQUIREMENTS AS PER SB-12 OF THE O.B.C.
24. CONCRETE TOPPING IN ACCORDANCE WITH TABLE A-2 "MAXIMUM SPAN FOR FLOOR JOISTS - SPECIAL CASES" OF PART 9 OF THE O.B.C. TOPPING TO BE 2.5" THICK AT HOUSE AND SLOPE TOWARDS REAR 1/8" FOR EVERY 12".

COLUMN CHART	
COL. 1	3.5"x3.5"x.375" TH. ONE PIECE STEEL H.S.S. COLUMN

WALL LEGEND
- 2x6 GARAGE STONE EXTERIOR WALL
- 2x6 STONE EXTERIOR WALL
- 2x4 BEARING WALL
- 2x4 PARTITION WALL
- 2x6 PARTITION WALL
- 2x6 GARAGE SEPARATION WALL

TABLE 9.20.5.2.B OBC, MAXIMUM ALLOWABLE SPANS FOR STEEL LINTELS SUPPORTING MASONRY VENNER, m (ft-in)

MINIMUM ANGLE SIZE, mm (in.)			70mm (2 3/4")	90mm (3 1/2")	100mm (4")
VERTICAL LEG	HORIZONTAL LEG	THICKNESS	BRICK	BRICK	STONE
90 (3 1/2)	75 (3)	6 (1/4)	2.55 (8'4")	-	-
90 (3 1/2)	90 (3 1/2)	6 (1/4)	2.59 (8'6")	2.47 (8'1")	2.30 (7'7")
100 (4)	90 (3 1/2)	6 (1/4)	2.79 (9'2")	2.66 (8'9")	2.48 (8'2")
125 (4 7/8)	90 (3 1/2)	8 (5/16)	3.47 (11'5")	3.31 (10'10")	3.08 (10'1")
125 (4 7/8)	90 (3 1/2)	10 (3/8)	3.64 (11'11")	3.48 (11'5")	3.24 (10'8")
125 (4 7/8)	90 (3 1/2)	13 (1/2)	3.82 (12'6")	3.59 (11'9")	3.33 (10'11")
150 (5 7/8)	90 (3 1/2)	10 (3/8)	4.06 (13'3")	3.82 (12'6")	3.54 (11'7")
150 (5 7/8)	90 (3 1/2)	13 (1/2)	4.32 (14'2")	4.07 (13'4")	3.77 (12'4")
150 (5 7/8)	100 (4)	13 (1/2)	4.37 (14'4")	4.12 (13'6")	3.82 (12'6")
180 (7 1/8)	100 (4)	10 (3/8)	4.57 (14'11")	4.30 (14'1")	3.99 (13'1")
180 (7 1/8)	100 (4)	13 (1/2)	4.87 (15'11")	4.59 (15'0")	4.25 (13'11")
COLUMN 1	2	3	4	5	6

TABLE 9.20.5.2.C OBC, MAXIMUM ALLOWABLE SPANS FOR STEEL BEAMS SUPPORTING MASONRY VENEER, m (ft' in")

BEAM SIZE	70mm (2 3/4") BRICK	90mm (3 1/2") BRICK	100mm (4in) STONE
W150x22	4.23 (13'10")	4.09 (13'5")	3.92 (12'10")
W150x30	4.68 (15'4")	4.52 (14'10")	4.32 (14'2")
W200x27	5.26 (17'3")	5.08 (16'8")	4.84 (15'10")
W200x31	5.57 (18'3")	5.37 (17'7")	5.11 (16'9")
W200x36	5.70 (18'9")	5.49 (18'0")	5.23 (17'2")

WWW.NAUTAHOMEDESIGNS.COM 1-866-474-4320
SEARCH OVER 1000 HOUSE PLANS ONLINE,
CUSTOM DESIGNS, ADDITIONS, & RENOVATIONS.

GENERAL NOTES

1. ALL WORK PERFORMED AND MATERIAL SUPPLIED SHALL COMPLY TO THE LATEST EDITION OF THE ONTARIO BUILDING CODE.
2. NAUTA HOME DESIGNS IS NOT LIABLE FOR ANY ERRORS OR OMISSIONS FOUND IN THESE BLUEPRINTS.
3. DO NOT SCALE BLUEPRINTS.
4. ALL WINDOW AND DOOR LINTELS SHALL BE #2 GRADE 2-2x10 UNLESS NOTED OTHERWISE ON THESE PLANS.

DESIGN CHANGES

ANY DEVIATION TO THE DESIGN OF THIS BUILDING OR USE OF ALTERNATIVE BUILDING MATERIALS SHALL BE NOTIFIED TO THE DESIGNER OF THESE PLANS AND SHALL NOT BE CARRIED OUT, UNTIL SUCH CAN CHECKED FOR ENGINEERING AND APPROVED.

© COPYRIGHT - NAUTA HOME DESIGNS
IT IS ILLEGAL TO COPY THIS PLAN IN WHOLE OR IN PART WITHOUT THE EXPRESS WRITTEN PERMISSION OF NAUTA HOME DESIGNS.

REVISIONS

The undersigned has reviewed and takes responsibilty for this design, and has the qualifications and meets the requirements set out in the Ontario Building Code to be a designer.

QUALIFICATION INFORMATION
Required unless design is exempt under 2.17.5.1. of the building code

Hank Nauta
NAME

SIGNATURE

BCIN

REGISTRATION INFORMATION
Required unless design is exempt under 2.17.4.1. of the building code

Nauta Home Designs
NAME

BCIN

NAUTA HOME DESIGNS
1-866-474-4320
1789 MERRITTVILLE HWY
WELLAND, ON L3B 5N5

PLAN NUMBER:
SH275

2018-314

PROJECT :
TWO STOREY
3214 SQ. FT.

WIDTH: 65' - 10.625"
DEPTH: 87' - 7.375"
BDRMS: 2
BATHS: 2.5

LOCATION:
1250 LAKESHORE ROAD
ST. CATHARINES
ONTARIO

TITLE:
1ST FLOOR PLAN

DATE : MAR. 2019

THESE PLANS FORM THE BASIS FOR PERMIT ISSUANCE AND ANY DEVIATIONS FROM THESE PLANS AND DETAILS, INCLUDING THE VENTILATION SYSTEM, HEATING SYSTEM, WOODSTOVE, FIREPLACES, DECKS, BALCONIES AND FINISHED BASEMENTS, WILL REQUIRE A REVISED DRAWING AND CLEARANCE BY THE BUILDING DEPARTMENT.

© COPYRIGHT - NAUTA HOME DESIGNS

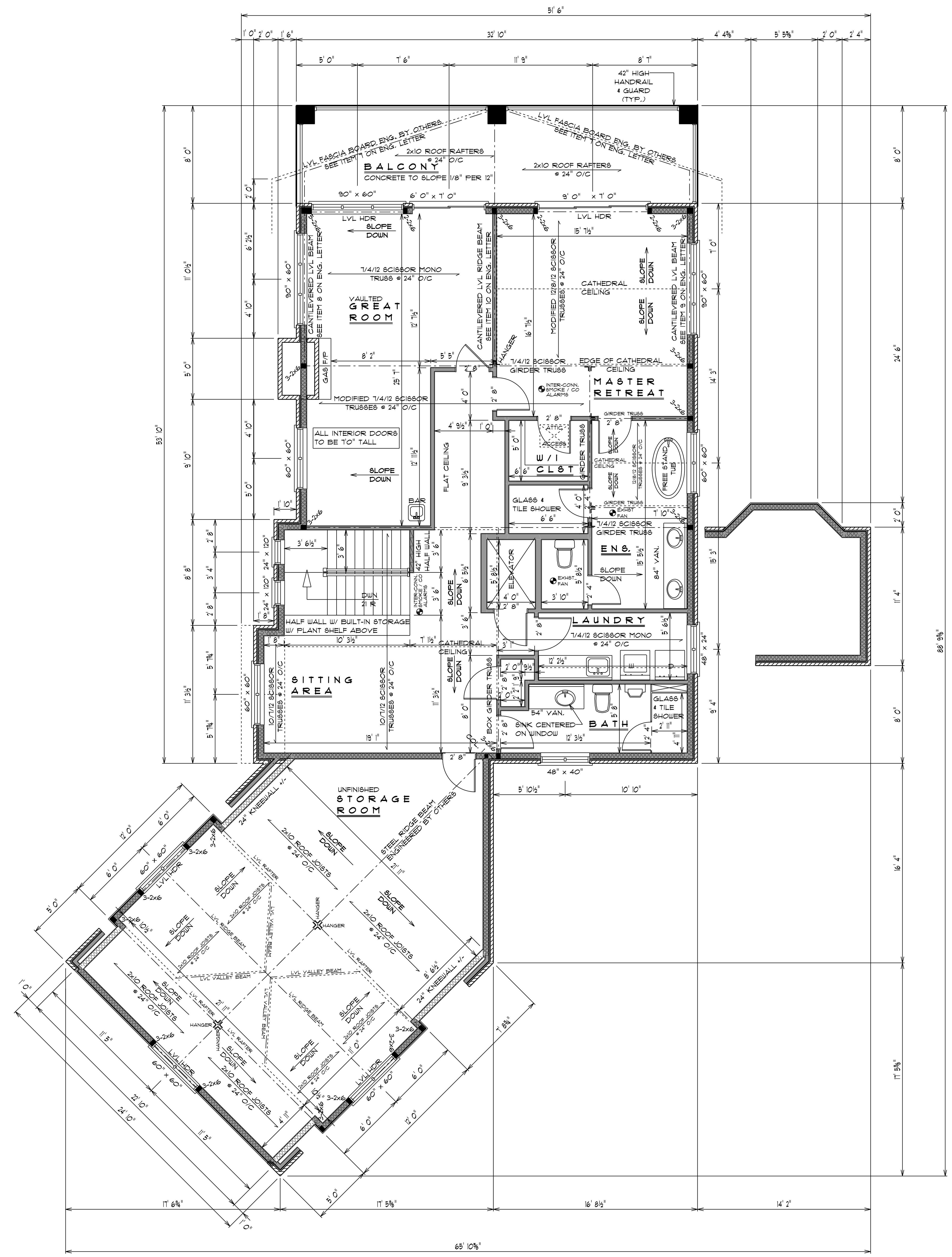

2ND FLOOR PLAN 3/16" = 1'0"

GROSS FLOOR AREA = 1531 SQ. FT.

June 24, 2019 J.N. 11:48 AM

2ND FLOOR PLAN CONSTRUCTION NOTES

1. PROVIDE ENGINEERED LINTELS FOR ALL OPENINGS SUPPORTING TRUSSES SPANNING MORE THAN 40 FEET.
2. SEE SUPPLIER ENGINEERING DATA FOR ALL PRE-ENGINEERED WOOD, HEADERS, BEAMS, COLUMNS, AND WOOD I'S.
3. ALL WINDOW AND DOOR LINTELS SHALL BE #2 GRADE 2-2x10 UNLESS NOTED OTHERWISE ON THESE PLANS.
4. PLUMBING NOTE:
   - PRESSURE BALANCED OR THERMOSTATICALLY CONTROLLED MIXING VALVES FOR SHOWER UNITS.
   - PRESSURE BALANCED OR THERMOSTATICALLY CONTROLLED MIXING VALVES FOR ALL FAUCETS OR WATER HEATER SOURCE.
5. ALL SMOKE ALARMS ARE TO BE INTER-CONNECTED. ALL SMOKE ALARMS SHALL HAVE VISUAL SIGNAL IN ADDITION TO AN AUDIBLE SIGNAL DEVICE
6. SMOKE ALARMS SHALL BE WIRED SO THAT WHEN THE ALARM SOUNDS, ALL ALARMS SOUND.
7. CARBON MONOXIDE DETECTORS REQUIRED FOR FUEL APPLIANCES (OBC 9.33.4.2), AS WELL AS ADJACENT TO EACH SLEEPING AREA.
8. HANDRAIL FOR INTERIOR STAIRS AS PER DIV. B, PART 9, 9.8.7 OF THE O.B.C. STAIRS OVER 3'-7" WIDE TO HAVE 2 HANDRAILS.
9. INTERIOR STAIR HEADROOM TO CONFORM TO DIV. B, PART 9, 9.8.2.2 OF THE O.B.C. MINIMUM HEADROOM TO BE 6'-5" WITHIN DWELLING UNITS AND 6'-9" NOT WITHIN DWELLING UNITS
10. ALL HANDRAILS AND GUARDS TO BE INSTALLED AS PER SB-7 OF THE O.B.C.
11. PROVIDE ENGINEERING DATA ON ALL MANUFACTURED COLUMNS AND TELEPOSTS.
12. ALL TELEPOSTS TO BEAR LABEL FOR RATED CAPACITY.
13. ALL STEEL BEAMS WITH POINT LOADS TO BE SIZED BY PROFESSIONAL ENGINEER.
14. ENERGY REQUIREMENTS AS PER SB-12 OF THE O.B.C.

COLUMN CHART	
COL. 1	3.5"x3.5"x.375" TH. ONE PIECE STEEL H.S.S. COLUMN

TABLE 9.20.5.2.B OBC, MAXIMUM ALLOWABLE SPANS FOR STEEL LINTELS SUPPORTING MASONRY VENNER, m (ft-in)

MINIMUM ANGLE SIZE, mm (in.)			70mm (2 3/4")	90mm (3 1/2")	100mm (4")
VERTICAL LEG	HORIZONTAL LEG	THICKNESS	BRICK	BRICK	STONE
90 (3 1/2)	75 (3)	6 (1/4)	2.55 (8'4")	-	-
90 (3 1/2)	90 (3 1/2)	6 (1/4)	2.59 (8'6")	2.47 (8'1")	2.30 (7'7")
100 (4)	90 (3 1/2)	6 (1/4)	2.79 (9'2")	2.66 (8'9")	2.48 (8'2")
125 (4 7/8)	90 (3 1/2)	8 (5/16)	3.47 (11'5")	3.31 (10'10")	3.08 (10'1")
125 (4 7/8)	90 (3 1/2)	10 (3/8)	3.64 (11'11")	3.48 (11'5")	3.24 (10'8")
125 (4 7/8)	90 (3 1/2)	13 (1/2)	3.82 (12'6")	3.59 (11'9")	3.33 (10'11")
150 (5 7/8)	90 (3 1/2)	10 (3/8)	4.06 (13'3")	3.82 (12'6")	3.54 (11'7")
150 (5 7/8)	90 (3 1/2)	13 (1/2)	4.32 (14'2")	4.07 (13'4")	3.77 (12'4")
150 (5 7/8)	100 (4)	13 (1/2)	4.37 (14'4")	4.12 (13'6")	3.82 (12'6")
180 (7 1/8)	100 (4)	10 (3/8)	4.57 (14'11")	4.30 (14'1")	3.99 (13'1")
180 (7 1/8)	100 (4)	13 (1/2)	4.87 (15'11")	4.59 (15'0")	4.25 (13'11")
COLUMN 1	2	3	4	5	6

TABLE 9.20.5.2.C OBC, MAXIMUM ALLOWABLE SPANS FOR STEEL BEAMS SUPPORTING MASONRY VENEER, m (ft' in")

BEAM SIZE	70mm (2 3/4") BRICK	90mm (3 1/2") BRICK	100mm (4in) STONE
W150x22	4.23 (13'10")	4.09 (13'5")	3.92 (12'10")
W150x30	4.68 (15'4")	4.52 (14'10")	4.32 (14'2")
W200x27	5.26 (17'3")	5.08 (16'8")	4.84 (15'10")
W200x31	5.57 (18'3")	5.37 (17'7")	5.11 (16'9")
W200x36	5.70 (18'9")	5.49 (18'0")	5.23 (17'2")

WALL LEGEND

- 2x6 GARAGE STONE EXTERIOR WALL
- 2x6 STONE EXTERIOR WALL
- 2x4 PARTITION WALL
- 2x6 PARTITION WALL
- 2x6 GARAGE SEPARATION WALL
- 2x6 KNEEWALL

GENERAL NOTES

1. ALL WORK PERFORMED AND MATERIAL SUPPLIED SHALL COMPLY TO THE LATEST EDITION OF THE ONTARIO BUILDING CODE.
2. NAUTA HOME DESIGNS IS NOT LIABLE FOR ANY ERRORS OR OMISSIONS FOUND IN THESE BLUEPRINTS.
3. DO NOT SCALE BLUEPRINTS.
4. ALL WINDOW AND DOOR LINTELS SHALL BE #2 GRADE 2-2x10 UNLESS NOTED OTHERWISE ON THESE PLANS.

DESIGN CHANGES

ANY DEVIATION TO THE DESIGN OF THIS BUILDING OR USE OF ALTERNATIVE BUILDING MATERIALS SHALL BE NOTIFIED TO THE DESIGNER OF THESE PLANS AND SHALL NOT BE CARRIED OUT, UNTIL SUCH CAN CHECKED FOR ENGINEERING AND APPROVED.

© COPYRIGHT - NAUTA HOME DESIGNS
IT IS ILLEGAL TO COPY THIS PLAN IN WHOLE OR IN PART WITHOUT THE EXPRESS WRITTEN PERMISSION OF NAUTA HOME DESIGNS.

REVISIONS

The undersigned has reviewed and takes responsibilty for this design, and has the qualifications and meets the requirements set out in the Ontario Building Code to be a designer.

QUALIFICATION INFORMATION
Required unless design is exempt under 2.17.5.1. of the building code

Hank Nauta
NAME

SIGNATURE

BCIN

REGISTRATION INFORMATION
Required unless design is exempt under 2.17.4.1. of the building code

Nauta Home Designs
NAME

BCIN

NAUTA HOME DESIGNS
1-866-474-4320
1789 MERRITTVILLE HWY
WELLAND, ON L3B 5N5

PLAN NUMBER: SH275

2018-314

PROJECT : TWO STOREY 3214 SQ. FT.

WIDTH: 65' - 10.625"
DEPTH: 87' - 7.375"
BDRMS: 2
BATHS: 2.5

LOCATION:
1350 LAKESHORE ROAD
ST. CATHARINES
ONTARIO

TITLE: 2ND FLOOR PLAN

WWW.NAUTAHOMEDESIGNS.COM 1-866-474-4320
SEARCH OVER 1000 HOUSE PLANS ONLINE, CUSTOM DESIGNS, ADDITIONS, & RENOVATIONS.

DATE : MAR. 2019

THESE PLANS FORM THE BASIS FOR PERMIT ISSUANCE AND ANY DEVIATIONS FROM THESE PLANS AND DETAILS, INCLUDING THE VENTILATION SYSTEM, HEATING SYSTEM, WOODSTOVE, FIREPLACES, DECKS, BALCONIES AND FINISHED BASEMENTS, WILL REQUIRE A REVISED DRAWING AND CLEARANCE BY THE BUILDING DEPARTMENT.

© COPYRIGHT - NAUTA HOME DESIGNS

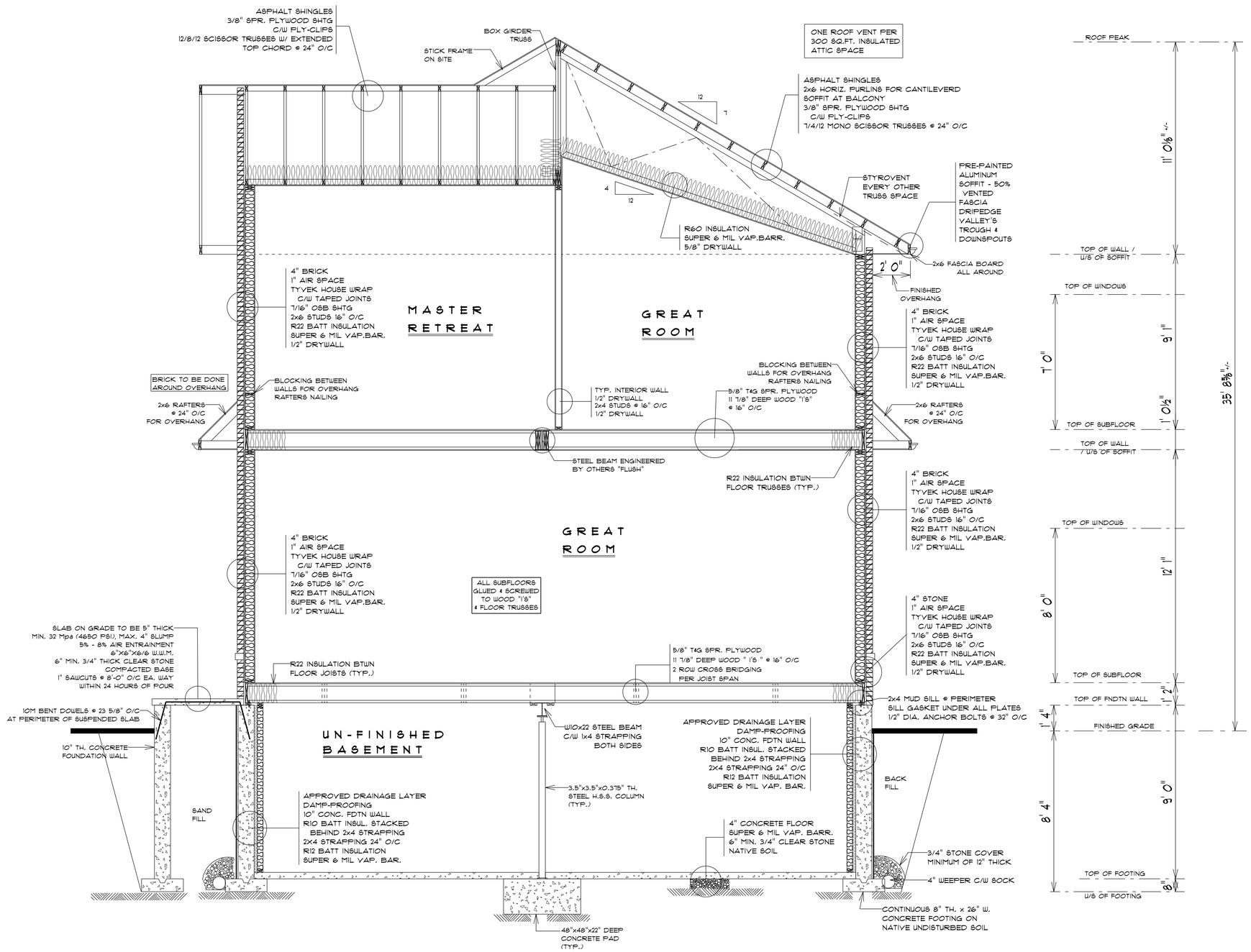

CROSS SECTION 3/8" = 1'0"

June 24, 2019 J.N. 11:48 AM

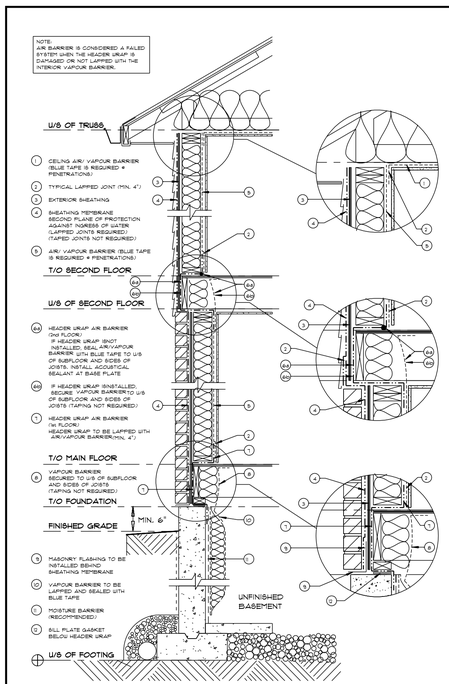

INTERIOR AIR BARRIER N.T.S.

WWW.NAUTAHOMEDESIGNS.COM 1-866-474-4320
SEARCH OVER 1000 HOUSE PLANS ONLINE,
CUSTOM DESIGNS, ADDITIONS, & RENOVATIONS.

GENERAL NOTES

1. ALL WORK PERFORMED AND MATERIAL SUPPLIED SHALL COMPLY TO THE LATEST EDITION OF THE ONTARIO BUILDING CODE.
2. NAUTA HOME DESIGNS IS NOT LIABLE FOR ANY ERRORS OR OMISSIONS FOUND IN THESE BLUEPRINTS.
3. DO NOT SCALE BLUEPRINTS.
4. ALL WINDOW AND DOOR LINTELS SHALL BE #2 GRADE 2-2X10 UNLESS NOTED OTHERWISE ON THESE PLANS.

DESIGN CHANGES

ANY DEVIATION TO THE DESIGN OF THIS BUILDING OR USE OF ALTERNATIVE BUILDING MATERIALS SHALL BE NOTIFIED TO THE DESIGNER OF THESE PLANS AND SHALL NOT BE CARRIED OUT, UNTIL SUCH CAN CHECKED FOR ENGINEERING AND APPROVED.

© COPYRIGHT - NAUTA HOME DESIGNS
IT IS ILLEGAL TO COPY THIS PLAN IN WHOLE OR IN PART WITHOUT THE EXPRESS WRITTEN PERMISSION OF NAUTA HOME DESIGNS.

REVISIONS

The undersigned has reviewed and takes responsibility for this design, and has the qualifications and meets the requirements set out in the Ontario Building Code to be a designer.

QUALIFICATION INFORMATION
Required unless design is exempt under 2.17.5.1. of the building code

Hank Nauta
NAME

SIGNATURE

BCIN

REGISTRATION INFORMATION
Required unless design is exempt under 2.17.4.1. of the building code

Nauta Home Designs
NAME

BCIN

NAUTA HOME DESIGNS
1-866-474-4320
1789 MERRITTVILLE HWY
WELLAND, ON L3B 5N5

PLAN NUMBER:
SH275

2018-314

PROJECT :
TWO STOREY
3214 SQ. FT.

WIDTH: 65' - 10.625"
DEPTH: 87' - 7.375"
BDRMS: 2
BATHS: 2.5

LOCATION:
1250 LAKESHORE ROAD
ST. CATHARINES
ONTARIO

TITLE:
CROSS SECTION

DATE :	PAGE:
MAR. 2019	6 OF 6